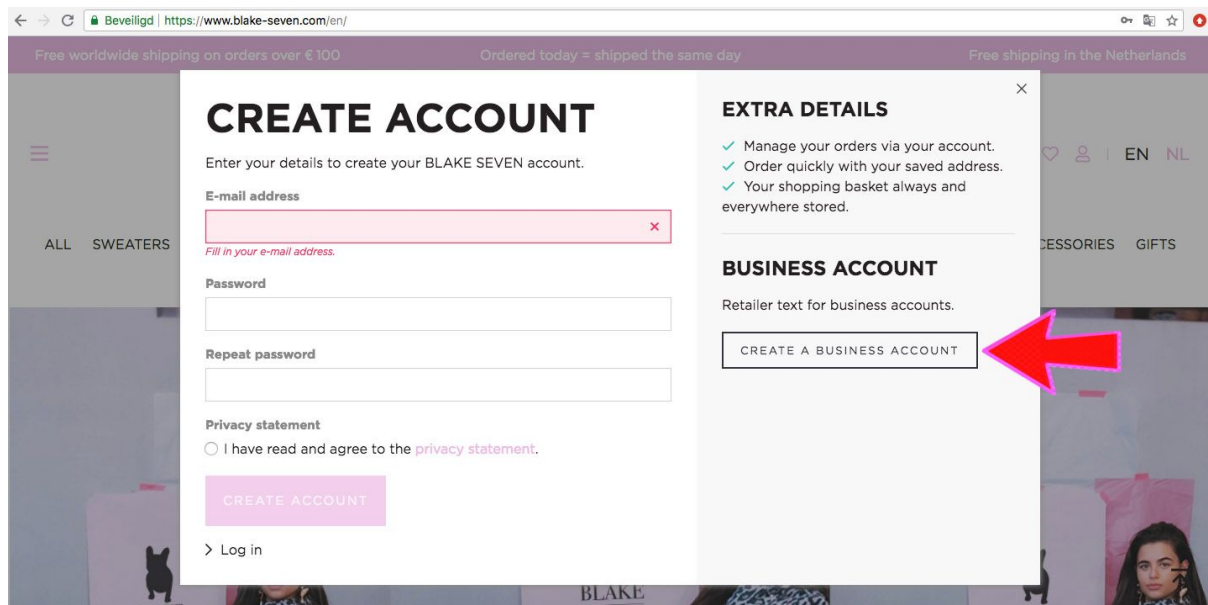


## Manual on how to use our BLAKE SEVEN B2B website

### STEP 1:

Create an business account. (Note: Do not create a regular account, but a business account.)

Correctly fill in all the boxes. If you have any questions you can send us an email ([info@blake-seven.com](mailto:info@blake-seven.com))



Free worldwide shipping on orders over € 100 | Ordered today = shipped the same day | Free shipping in the Netherlands

## CREATE ACCOUNT

Enter your details to create your BLAKE SEVEN account.

E-mail address

Fill in your e-mail address.

Password

Repeat password

Privacy statement  
 I have read and agree to the [privacy statement](#).

CREATE ACCOUNT

> Log in

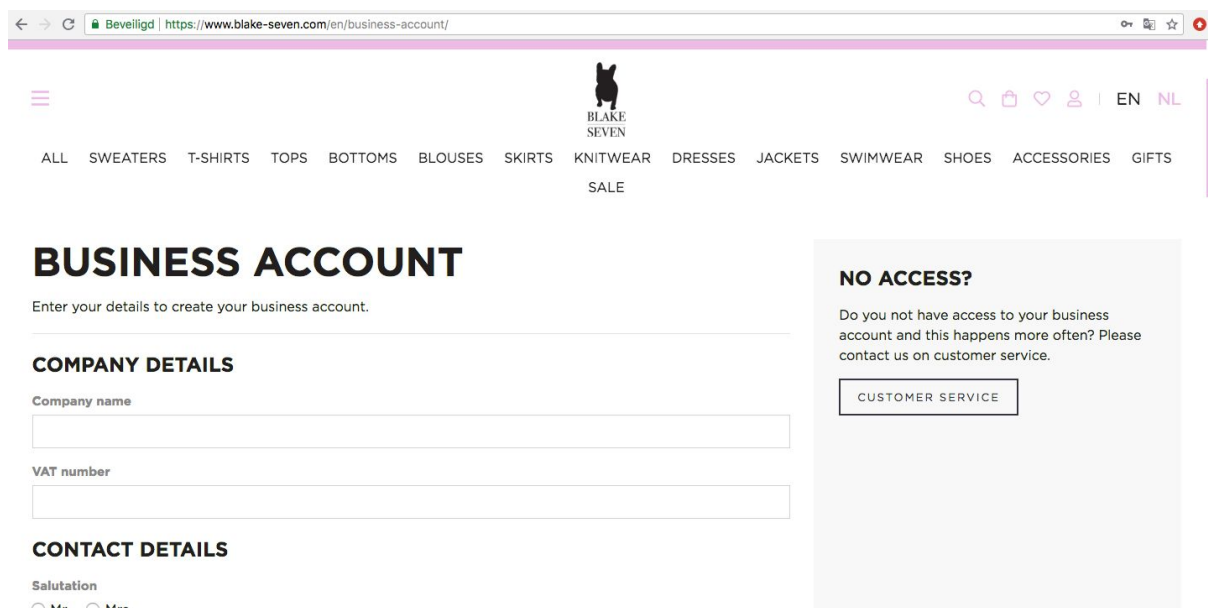
### EXTRA DETAILS

- ✓ Manage your orders via your account.
- ✓ Order quickly with your saved address.
- ✓ Your shopping basket always and everywhere stored.

### BUSINESS ACCOUNT

Retailer text for business accounts.

CREATE A BUSINESS ACCOUNT



Beveiligd | <https://www.blake-seven.com/en/business-account/>

ALL SWEATERS T-SHIRTS TOPS BOTTOMS BLOUSES SKIRTS KNITWEAR DRESSES JACKETS SWIMWEAR SHOES ACCESSORIES GIFTS SALE

## BUSINESS ACCOUNT

Enter your details to create your business account.

### COMPANY DETAILS

Company name

VAT number

### CONTACT DETAILS

Salutation  
 Mr.  Mrs.

### NO ACCESS?

Do you not have access to your business account and this happens more often? Please contact us on customer service.

CUSTOMER SERVICE

## STEP 2:

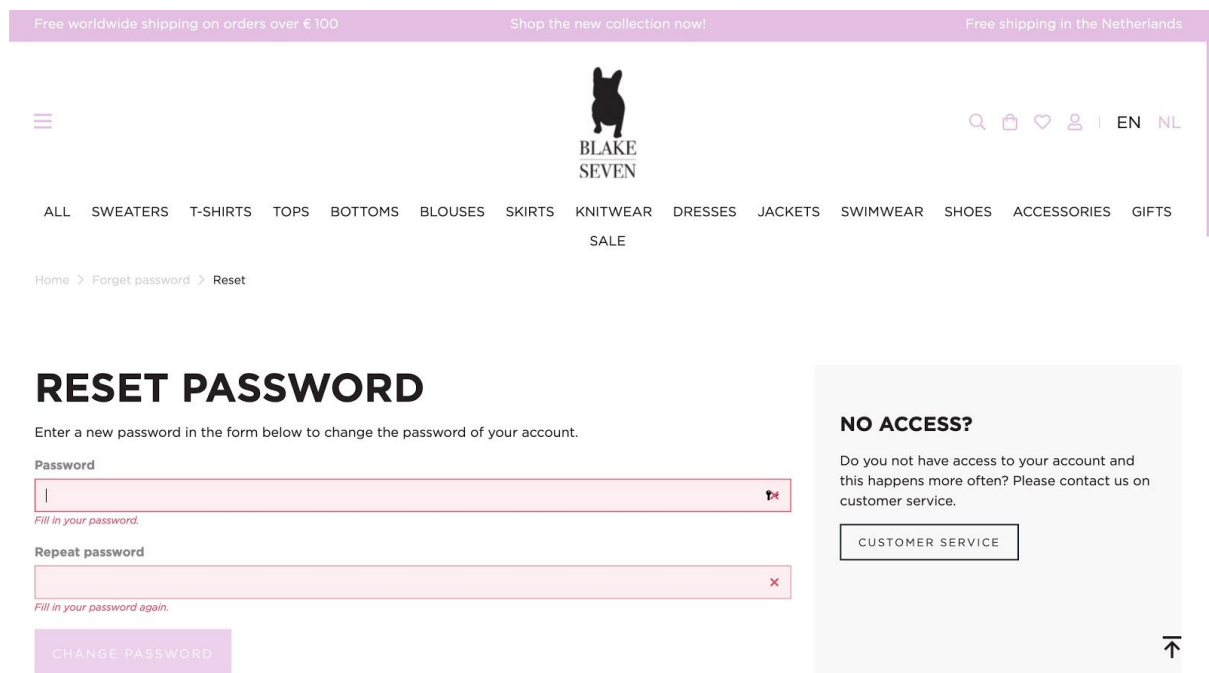
Wait for us to check your application. This can take up one businessday.

Once we accept your request for an business account, you receive an email with a link to login.



## STEP 3:

The next step is to go to the link in the email and login with a password of your choice.



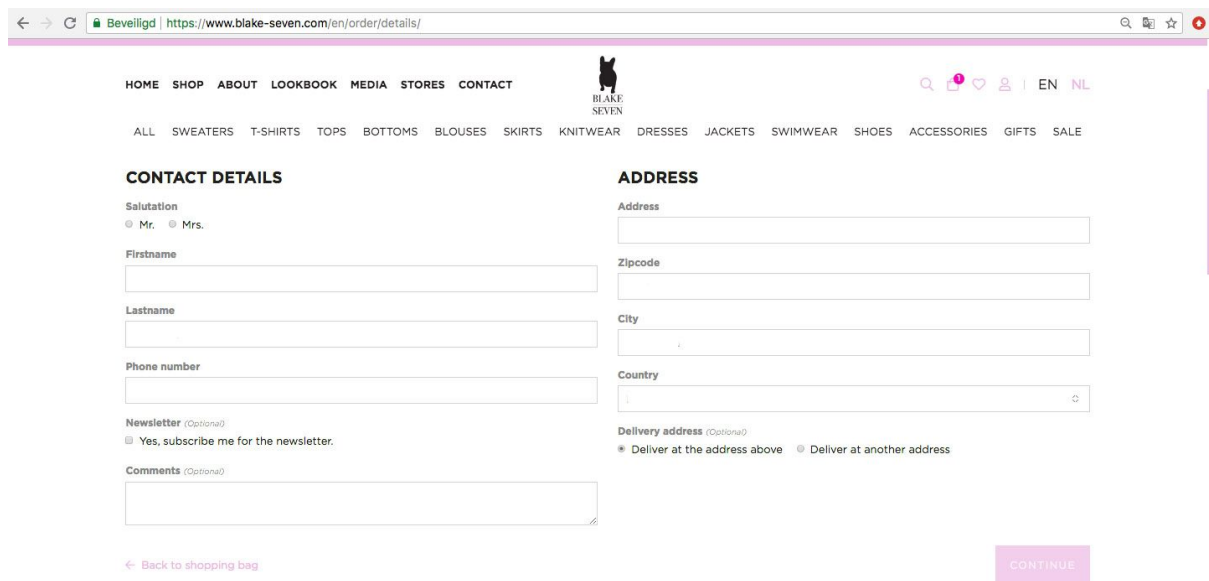
#### STEP 4:

Let's get started! From this point you can start shopping. Add the styles and sizes you want to your basket. Everything is very quick and easy. (Prices are always displayed in EURO.)

#### STEP 5:


Time to place your order.

Make sure the shipping address is correct, so the shipment can be delivered in no time!



The screenshot shows a web browser window with the URL <https://www.blake-seven.com/en/order/details/>. The page features a navigation menu with categories like HOME, SHOP, ABOUT, LOOKBOOK, MEDIA, STORES, CONTACT, and a list of clothing items. The main content area is divided into two columns: 'CONTACT DETAILS' and 'ADDRESS'. The 'CONTACT DETAILS' section includes fields for Salutation (Mr./Mrs.), Firstname, Lastname, Phone number, Newsletter subscription (Yes/No), and Comments. The 'ADDRESS' section includes fields for Address, Zipcode, City, and Country, along with a 'Delivery address' section with radio buttons for 'Deliver at the address above' and 'Deliver at another address'. A 'CONTINUE' button is located at the bottom right of the form area.

We offer multiple payment methods, such as IDEAL, Bancontact, Creditcard, Paypal and if you are a regular customer (ordered more than once), you can also choose for an invoice that must be paid within 14 days.



The screenshot shows a web browser window with the URL <https://www.blake-seven.com/en/order/payment-method/>. The page features a navigation menu and a progress bar with five steps: 1. Details, 2. Payment method, 3. Overview, 4. Pay, and 5. Thanks. The 'PAYMENT METHOD' section is active, showing a heading and a sub-heading 'Select your payment method.'. Below this, there are radio buttons for 'IDEAL', 'Bancontact', 'Creditcard', and 'PayPal'. A 'CONTINUE' button is located at the bottom right of the form area.

#BLAKESEVEN

YOUR PHOTO HERE? TAG US!

If you have any questions, please contact us: [info@blake-seven.com](mailto:info@blake-seven.com)